

EXTREME LADY

000452-0102

WP/MM 8000 MVP/GR 4000 Giacca ergonomica da donna, manica raglan, cappuccio sagomato con due cuciture e coulisse, zip lunga SBS nastrata, polsini regolabili con stringi polso gommati e velcro, fine bordino ai polsi e in vita, due tasche laterali con zip, una tasca al petto e una tasca al braccio sinistro.

Composizione: 100% POLIESTERE

Aspetto: SOFT-SHELL 8000MM/4000MVP

Peso: 280 GR/MQ

Taglie: XS-S-M-L-XL-XXL


Imballo: 1/10

MADE IN: MADE IN CHINA


HS CODE: 62029300



Colori




BIANCO/NERO



BLU NAVY/NERO



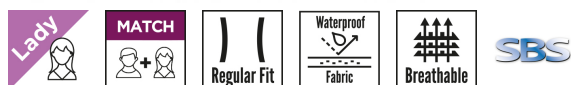
NERO/NERO



STEEL
GREY/NERO

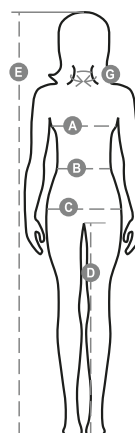


BLU ROYAL/NERO



Guida alle taglie

International Sizes	XS		S		M		L		XL		XXL		3XL	
IT	34	36	38	40	42	44	46	48	50	52	54	56	58	60
FR - ES	30	32	34	36	38	40	42	44	46	48	50	52	54	56
DE	28	30	32	34	36	38	40	42	44	46	48	50	52	54
UK	2	4	6	8	10	12	14	16	18	20	22	24	26	28
(G) - cm	36	36	37	37	38,5	38,5	39,5	39,5	41	41	42	42	43	43
(G) - in	14	14	14½	14½	15	15	15½	15½	16	16	16½	16½	17	17
(A) - cm	72	76	80	84	88	92	96	100	104	108	112	116	120	124
(A) - in	28	30	31	33	35	36	37	39	41	42	44	45	47	48
(B) - cm	54	58	62	66	70	74	76	80	84	88	92	96	100	104
(B) - in	21	23	24	26	27	29	30	31	33	35	36	38	39	41
(C) - cm	80	84	88	92	96	100	104	108	112	116	120	124	128	132
(C) - in	31	33	35	36	38	39	41	42	44	45	47	48	50	51
(D) - cm	81	81	82	82	82	82	83	83	84	84	84	84	85	85
(D) - in	32	32	32	32	32	32	32	32	33	33	33	33	34	34
(E) - cm	160/175						168/185							
(E) - in	63/69						66/73							



Istruzioni di lavaggio



Certificazioni